


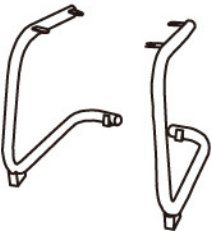




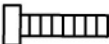
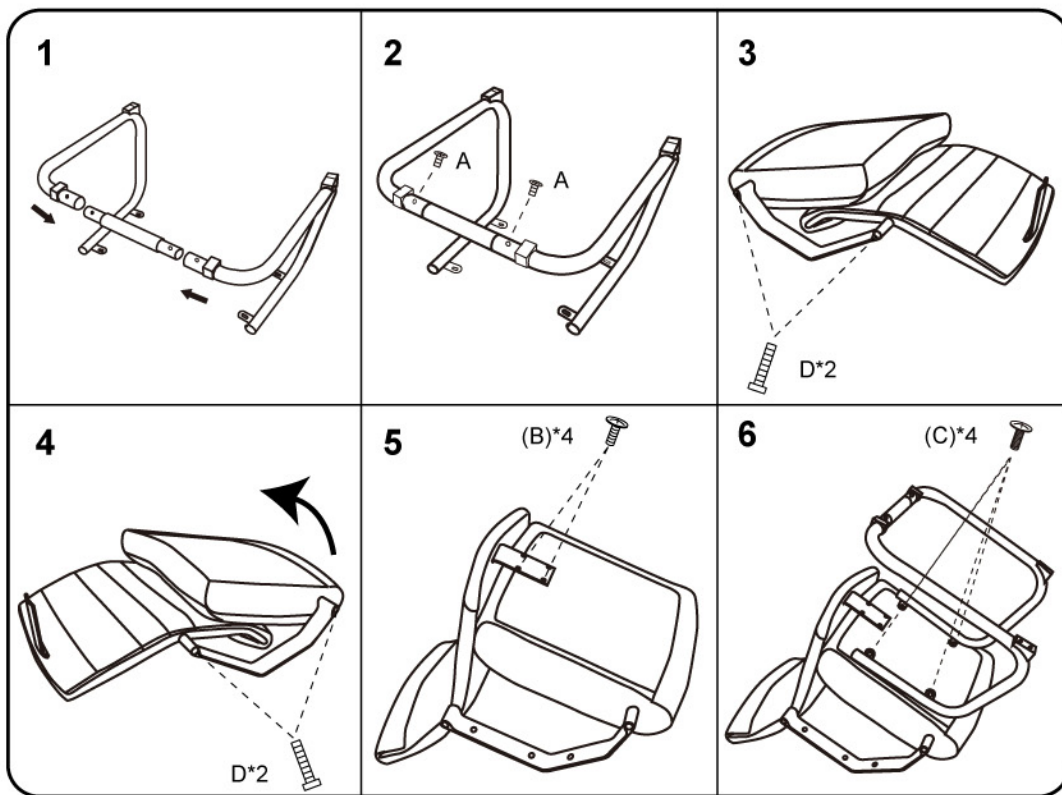


Please unscrew all hardware from cushion before assembly.
Por favor de destornillar todos los tornillos del cojín antes de ensamblar la silla.

MODEL: LIB40 LIBRETTO-S ALIB40 B9449

(1)x1	(2)x1	(3)x1 (L)x1 (R)
 Back Cushion	 Seat Cushion	 Left-Arm-L Right-Arm-R
(4)x1	(5)x1	
 Sled Base	 Connecting Bar	
(A)x2  M6*14 CONNECTING BAR SCREW		
(B)x4  M8*30 L-Bar SCREW		
(C)x4  M6*25 SLED BASE SCREW		
(D)x4  M8*55 ARM SCREW		



Insert and loosely tighten all screws. When assembly is completed, fully tighten all screws before using. This chair is only intended for sitting. Any other use will void the warranty.



Customer Service Hotline: 1-800-593-1888
For further assembly instructions,
please visit our website at www.bosschair.com